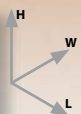




Standard series

Automatic, spring – driven hose reel, standard series, in painted steel, including rubber hoses SAE 100 R2 AT with female connection threads, suitable for the supply of grease at high pressure.
 OPTIONAL: hydraulic spring bracket kit for the controlled rewind of hoses Art. no. /HB.

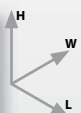
Art. no.	Ø hose	Length hose	Max working pressure	Reel width	Ø reel	Art. no. suitable swivel bracket	Weight	Dimensions (LxWxH) (mm)
9016+4510	1/4"	10 m	400 bar	120 mm	450mm	9767	17 kg	250x550x450
9016+4710	3/8"	10 m	330 bar	120 mm	450mm	9767	20 kg	250x550x450
9016+4810	1/2"	10 m	275 bar	120 mm	450mm	9767	18 kg	250x550x450
9016+4515	1/4"	15 m	400 bar	120 mm	450mm	9767	18 kg	250x550x450
9016+4715	3/8"	15 m	330 bar	120 mm	450mm	9767	21 kg	250x550x450
9016+4815	1/2"	15 m	275 bar	120 mm	450mm	9767	20 kg	250x550x450
9021+4520	1/4"	20 m	400 bar	150 mm	450mm	9768	26 kg	260x550x450
9021+4720	3/8"	20 m	330 bar	150 mm	450mm	9768	28 kg	260x550x450
9021+4820	1/2"	20 m	275 bar	150 mm	450mm	9768	27 kg	260x550x450



Adjustable arms series

Automatic, spring – driven hose reel, adjustable arms series, in painted steel, including rubber hoses SAE 100 R2 AT with female connection threads, suitable for the supply of grease at high pressure.
 OPTIONAL: hydraulic spring bracket kit for the controlled rewind of hoses Art. no. /HB.

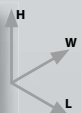
Art. no.	Ø hose	Length hose	Max working pressure	Reel width	Ø reel	Art. no. suitable swivel bracket	Weight	Dimensions (LxWxH) (mm)
9090+4510	1/4"	10 m	400 bar	120 mm	450mm	9767	20 kg	250x550x450
9090+4710	3/8"	10 m	330 bar	120 mm	450mm	9767	20 kg	250x550x450
9090+4810	1/2"	10 m	275 bar	120 mm	450mm	9767	22 kg	250x550x450
9091+4515	1/4"	15 m	400 bar	120 mm	450mm	9767	25 kg	250x550x450
9091+4520	1/4"	20 m	400 bar	120 mm	450mm	9767	26 kg	250x550x450
9092+4720	3/8"	20 m	400 bar	120 mm	450mm	9767	27 kg	250x550x450
9093+4725	3/8"	25 m	330 bar	150 mm	450mm	9768	31 kg	280x550x450
9083+4530	1/4"	30 m	400 bar	150 mm	540mm	9777	42 kg	250x590x600
9083+4730	3/8"	30 m	330 bar	150 mm	540mm	9777	44 kg	250x590x600
9083+4830	1/2"	30 m	275 bar	150 mm	540mm	9777	45 kg	250x590x600



Enclosed series

Automatic, spring – driven hose reel, enclosed series, in painted steel, including rubber hoses SAE 100 R2 AT with female connection threads, suitable for the supply of grease at high pressure.
 OPTIONAL: hydraulic spring bracket kit for the controlled rewind of hoses Art. no. /HB.

Art. no.	Ø hose	Length hose	Max working pressure	Reel width	Ø reel	Art. no. suitable swivel bracket	Weight	Dimensions (LxWxH) (mm)
9013+4510	1/4"	10 m	400 bar	120 mm	450mm	9778	20 kg	250x550x450
9013+4710	3/8"	10 m	330 bar	120 mm	450mm	9778	20 kg	250x550x450
9013+4810	1/2"	10 m	275 bar	120 mm	450mm	9778	20 kg	250x550x450
9013+4515	1/4"	15 m	400 bar	120 mm	450mm	9778	23 kg	250x550x450
9013+4715	3/8"	15 m	330 bar	120 mm	450mm	9778	23 kg	250x550x450
9013+4815	1/2"	15 m	275 bar	120 mm	450mm	9778	24 kg	250x550x450
9023+4520	1/4"	20 m	400 bar	150 mm	450mm	9778	26 kg	280x550x450
9023+4720	3/8"	20 m	330 bar	150 mm	450mm	9778	26 kg	280x550x450
9023+4820	1/2"	20 m	275 bar	150 mm	450mm	9778	27 kg	280x550x450



For other hose reel models please see chapter "Hose reels" on page 200!